

**Student Worksheet 1**  
**The Bay Miwok of Contra Costa County**  
Lesson 1: *The Land*

---

Explore this Web site to learn more about the Bay Miwok Tribe of Contra Costa County  
<http://www.cccoe.net/miwokproject/Lesson1.html>

1. **Read** the information about *The Land*.
  2. **View** all the pictures and links on this page.
  3. **Collect Information** by answering the questions below.
  4. **Complete the Activity** on your *Student Activity Worksheet* to extend your thinking about the Bay Miwok Tribe.
- 

**Collect Information**

**Use the information found on the Web site to answer the questions below.**

1. When did the Bay Miwok live in Contra Costa County?

---

2. What does the name Miwok mean?

---

3. What three tribes once lived in Contra Costa County?

---

---

4. What were the names of the five Bay Miwok tribelets in Contra Costa County?

---

---

5. Look at the map. What tribelet lived in the city you live in now?

---

**Student Worksheet 2**  
**The Bay Miwok of Contra Costa County**  
**Lesson 2: Villages**

---

Explore this Web site to learn more about the Bay Miwok Tribe of Contra Costa County  
<http://www.cccoe.net/miwokproject/Lesson2.html>

- 1. Read** the information about *villages*.
  - 2. View** all the pictures and links on this page.
  - 3. Collect Information** by answering the questions below.
  - 4. Complete the Activity** on your *Student Activity Worksheet* to extend your thinking about the Bay Miwok Tribe.
- 

**Collect Information**

**Use the information found on the Web site to answer the questions below.**

1. How many people lived in a village?

---

2. Where were villages built?

---

---

3. What natural materials were the houses made of?

---

---

4. List the steps for building a house.

---

---

---

---

5. What did the inside of the houses look like?

---

---

**Student Worksheet 3**  
**The Bay Miwok of Contra Costa County**  
**Lesson 3: *Gathering***

---

Explore this Web site to learn more about the Bay Miwok Tribe of Contra Costa County  
<http://www.cccoe.net/miwokproject/Lesson3.html>

- 1. Read** the information about *Gathering*
  - 2. View** all the pictures and links on this page.
  - 3. Collect Information** by answering the questions below.
  - 4. Complete the Activity** on your *Student Activity Worksheet* to extend your thinking about the Bay Miwok Tribe.
- 

**Collect Information**

**Use the information found on the Web site to answer the questions below.**

1. Whose job was it to gather food?

---

---

2. What foods did the tribe gather?

---

---

3. When and where did the tribe gather acorns?

---

---

4. Where were the acorns stored?

---

---

5. What foods were made from the acorns?

---

---

**Student Worksheet 4**  
**The Bay Miwok of Contra Costa County**  
**Lesson 4: *Hunting & Fishing***

---

Explore this Web site to learn more about the Bay Miwok Tribe of Contra Costa County  
<http://www.cccoe.net/miwokproject/Lesson4.html>

- 1. Read** the information about *Hunting & Fishing*
  - 2. View** all the pictures and links on this page.
  - 3. Collect Information** by answering the questions below.
  - 4. Complete the Activity** on your *Student Activity Worksheet* to extend your thinking about the Bay Miwok Tribe.
- 

**Collect Information**

**Use the information found on the Web site to answer the questions below.**

1. Whose job was it to hunt for food?

---

---

2. What animals did they hunt?

---

---

3. What tools were used to hunt with?

---

---

4. What happened in the sweat house?

---

---

5. What were their boats made of?

---

---

**Student Worksheet 5**  
**The Bay Miwok of Contra Costa County**  
Lesson 5: *Clothing*

---

Explore this Web site to learn more about the Bay Miwok Tribe of Contra Costa County  
<http://www.cccoe.net/miwokproject/Lesson5.html>

- 1. Read** the information about *clothing*
  - 2. View** all the pictures and links on this page.
  - 3. Collect Information** by answering the questions below.
  - 4. Complete the Activity** on your *Student Activity Worksheet* to extend your thinking about the Bay Miwok Tribe.
- 

**Collect Information**

**Use the information found on the Web site to answer the questions below.**

1. What did the women wear?

---

---

2. What did the men wear?

---

---

3. How did they keep warm in the winter?

---

---

4. What kinds of jewelry did the men and women wear?

---

---

5. What did children have pierced?

---

**Student Worksheet 6**  
**The Bay Miwok of Contra Costa County**  
**Lesson 6: Ceremonies & Beliefs**

---

Explore this Web site to learn more about the Bay Miwok Tribe of Contra Costa County  
<http://www.cccoe.net/miwokproject/Lesson6.html>

- 1. Read** the information about *Ceremonies & Beliefs*
  - 2. View** all the pictures and links on this page.
  - 3. Collect Information** by answering the questions below.
  - 4. Complete the Activity** on your *Student Activity Worksheet* to extend your thinking about the Bay Miwok Tribe.
- 

**Collect Information**

**Use the information found on the Web site to answer the questions below.**

1. Why did they dance in religious ceremonies?

---

---

2. What do you know about coyote?

---

---

3. What was worn during a ceremony?

---

---

4. What kind of special powers did the Shaman have?

---

---

5. How did the Shaman cure people?

---

---

**Student Worksheet 7**  
**The Bay Miwok of Contra Costa County**  
*Lesson 7: Leadership*

---

Explore this Web site to learn more about the Bay Miwok Tribe of Contra Costa County  
<http://www.cccoe.net/miwokproject/Lesson7.html>

- 1. Read** the information about *Leadership*
  - 2. View** all the pictures and links on this page.
  - 3. Collect Information** by answering the questions below.
  - 4. Complete the Activity** on your *Student Activity Worksheet* to extend your thinking about the Bay Miwok Tribe.
- 

**Collect Information**

**Use the information found on the Web site to answer the questions below.**

1. What are three responsibilities the leader has?

---

---

2. What was used as money?

---

---

3. What did the Bay Miwok tribe give for trading?

---

---

4. What did the Bay Miwok tribe receive?

---

---

5. Why was trading important?

---

---

# Student Activity Worksheet 1

## Lesson 1: *The Land*

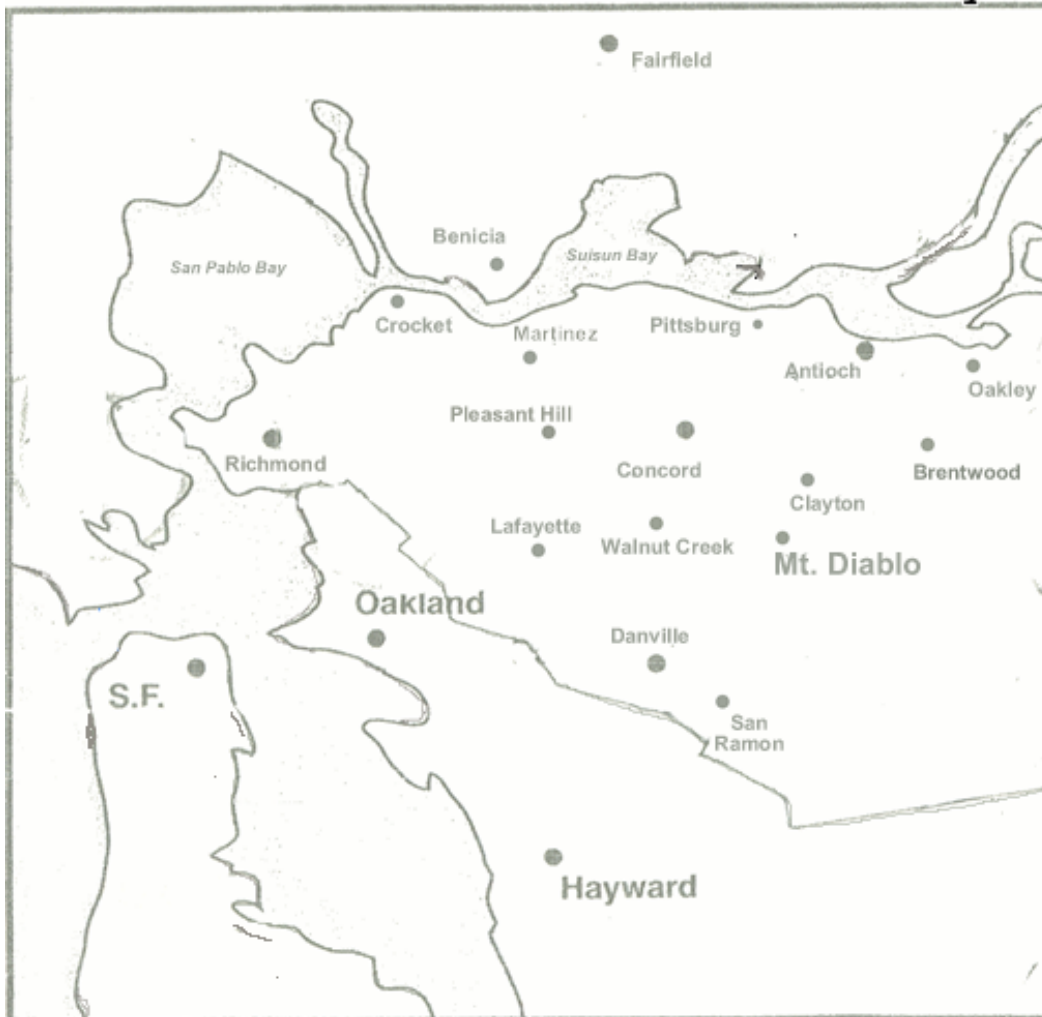
### What Tribe Lived in Your City?

Explore this Web site to learn more about the Bay Miwok Tribe of Contra Costa County  
[www.cccoe.net/miwokproject/act1.html](http://www.cccoe.net/miwokproject/act1.html)

Find the following information and label it on your map using the correct color.

- circle the city you live in - red
- label the locations of the 5 Bay Miwok tribelets - green
- circle the name of the tribelet that lived nearest to the city you live in - purple
- draw triangle where Mt. Diablo is located - brown
- color the water of the bays - blue
- color Contra Costa County - yellow

### Native Americans of Contra Costa County



# Student Activity Worksheet 2

## Lesson 2: Villages

### Compare a Tule House to Your Home

How is your home like a tule house? How is it different?

1. What is your house made of? How many rooms does it have? Are there special areas in your home? How many people live in your house? Now tell about your home below.

---

---

---

---

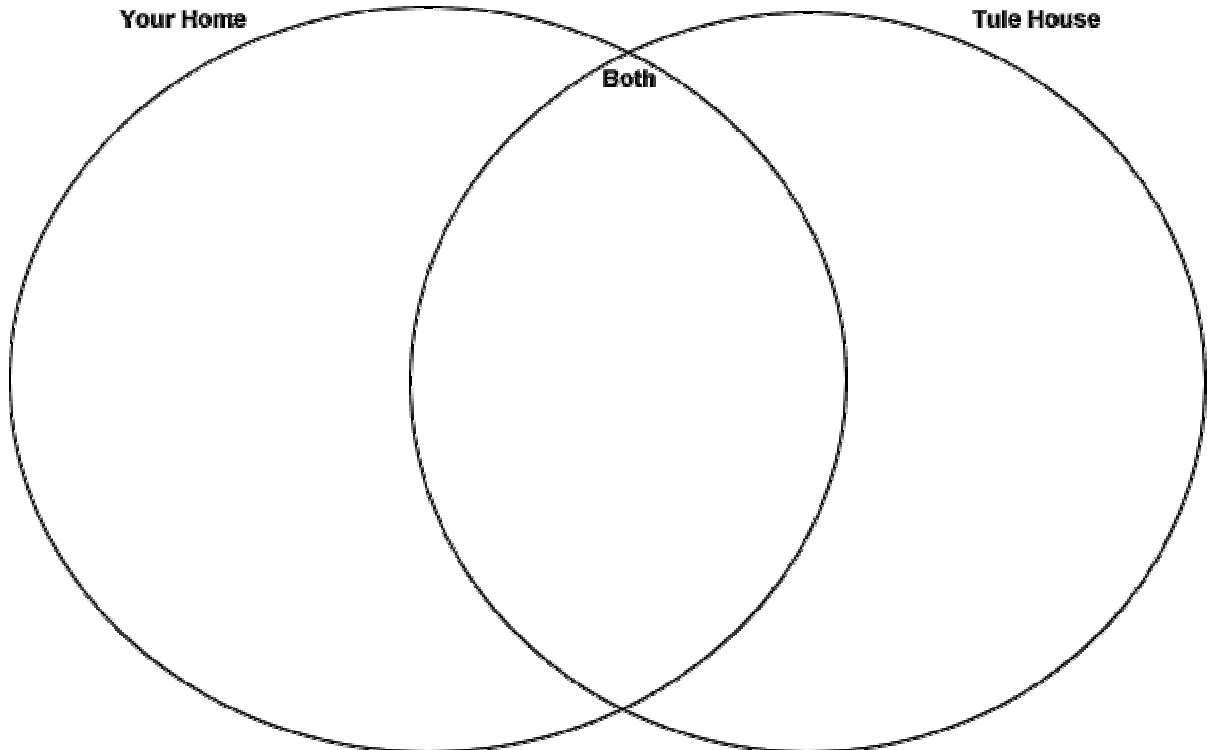
---

---

---

---

2. Create a Venn Diagram to show how your home and a tule house are alike and how they are different. List at least 10 different ideas.



# Student Activity Worksheet

## Lesson 3: *Gathering*

### Making Acorn Mush

Using the information you learned about making acorn mush, follow the directions below.

1. Cut the pictures out
2. Glue the pictures in the correct order for making acorn mush. Use Student Activity Worksheet 3.
3. On the lines write a brief description of the picture.
4. Ask your teacher if you should color in the pictures.





**Student Activity Worksheet 8**

**Lesson 3: Gathering**

**Making Acorn Mush**

<hr/> <hr/> <hr/> <hr/>	<hr/> <hr/> <hr/> <hr/>	<hr/> <hr/> <hr/> <hr/>
<hr/> <hr/> <hr/> <hr/>	<hr/> <hr/> <hr/> <hr/>	<hr/> <hr/> <hr/> <hr/>



# Student Activity Worksheet 5

## Lesson 5: *Clothing & Appearance*

### Winter or Summer

The Bay Miwok made clothing from items found in their natural surroundings. And, just like us, they dressed according to the weather.

1. Draw a detailed picture of a Bay Miwok woman during the summer. Be sure to include clothing, jewelry and tattoos.
2. Draw a detailed picture of a Bay Miwok women during the winter. Be sure to include clothing, jewelry and tattoos.
3. Color your pictures.

**Winter**

**Summer**

# Student Activity Worksheet 6

## Lesson 6: Ceremonies & Spirits

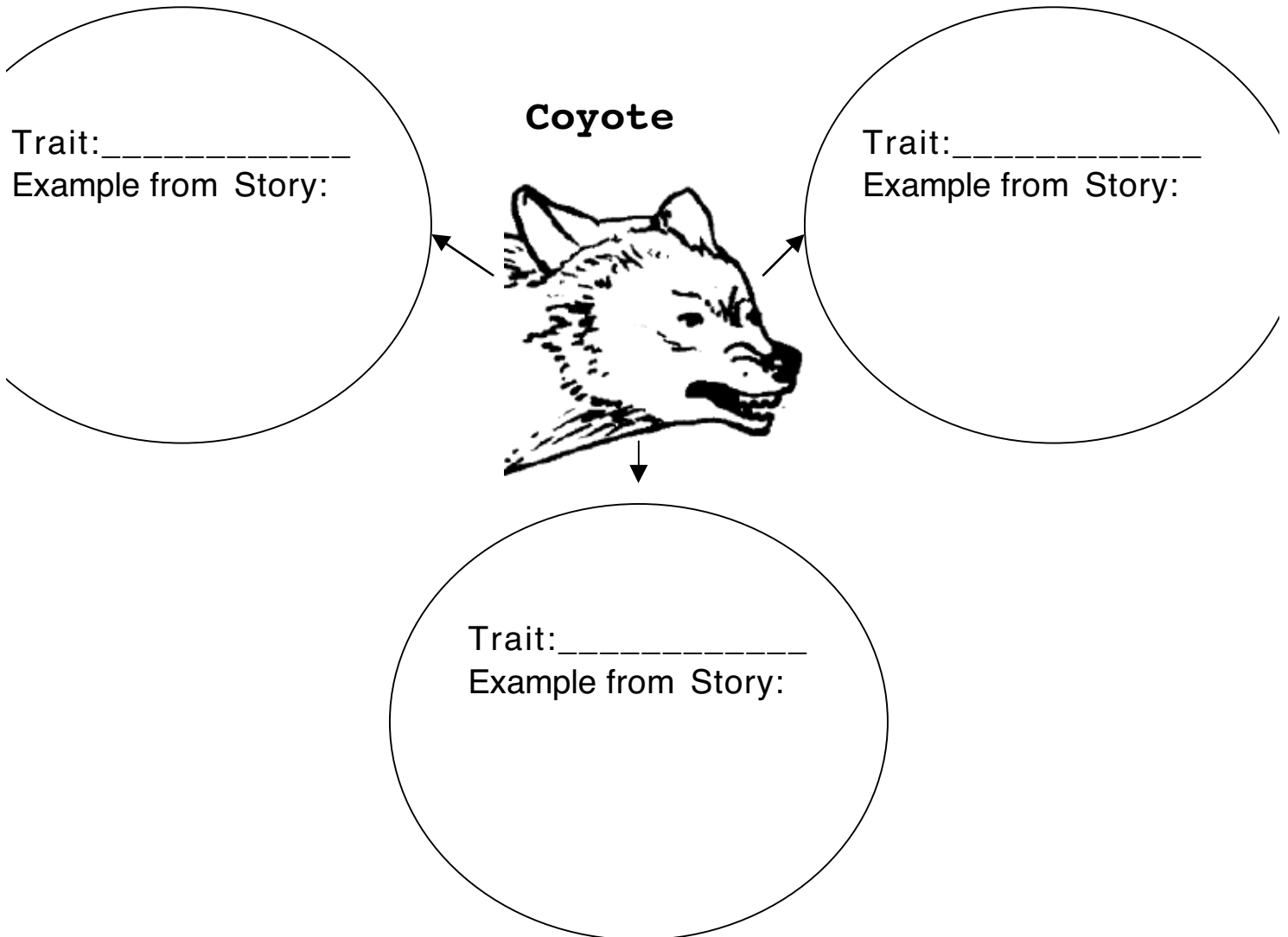
### A Coyote Legend

Coyote is known as a trickster. In Native American tales, Coyote is always trying to trick the other animals in order to get his own way. Think about the legend you just read. What different ways did Coyote act?

1. Fill in the bubbles below with 3 different traits from the choices below, or your own ideas, that Coyote demonstrated in the story.
2. Under each trait, give an example from the story that supports that trait.

Title of Legend: \_\_\_\_\_

Character Traits							
cunning	kind	lazy	cheating	honest	loyal	courageous	
selfish	hopeful	respectful	creative	smart	funny	greedy	



# Student Activity Worksheet 7

## Lesson 7: Leadership & Trading



### Let 's Make a Deal

Trading took place all over California. Items of trade passed along the different trade routes from one village to the next. Some of the items traded had certain values. **Trade items were exchanged for other items of equal value.** When a tribe member had no items to trade, but needed something, they used small strings of bead shells for money.

1. Pretend you are a member of the Bay Miwok tribe. You will be traveling to trade with other tribes. **You will need to choose 5 items to bring with you.** Think about the items you learned about in Lesson 7. **You will also bring 10 strings of bead shells.**
2. List the 5 items that you will be bringing with you. List how many of each item you will trade.
3. List the items you feel would be an equal trade. List how many of each item you will receive.
4. Purchase 2 items with your strings of bead shells.

**Remember, you can trade anything!**

Items to Trade/ How many	Items in Return/ How many
1.	
2.	
3.	
4.	
5.	
Shell Bead Money	
Shell Bead Money	

# Student Activity Worksheet 8

## Lesson 8: Final Project

### Bay Miwok Report Outline

In your research you learned about seven different aspects of Bay Miwok life: **The Land, Villages, Gathering, Hunting & Fishing, Clothing & Appearance, Ceremonies & Beliefs and Leadership & Trading.** Using the *Student Worksheets* from each lesson, you will write a report demonstrating your knowledge of the Bay Miwok Tribe.

Directions: Use the outline below as your guide. All paragraphs should begin with a topic sentence and answer all the questions listed in the outline.

You ***MUST*** write the Introduction paragraph, The Land paragraph and the Conclusion paragraph. You need to choose four other paragraphs from the outline to include in your report. Put a check mark in the box of your four choices.

#### Part 1: Paragraph Writing

- I. **Introduction (*MUST DO!*)**
  - a. Name the tribe this report is about.
  - b. What does the tribe name mean?
  - c. Tell what four topics you will cover in this report (including The Land).
  
- II. **The Land (*MUST DO!*)**
  - a. Where did the tribe live?
  - b. How long ago did they live here?
  - c. What five tribelets lived in Contra Costa County?
  - d. What tribelet lived in your city?
  
- III. **Villages**
  - a. How many people lived in a village?
  - b. Where were villages built?
  - c. What natural materials were the houses made of?
  - d. List the steps for building a house.
  
- IV. **Gathering**
  - a. Whose job was it to gather food?
  - b. What foods did the tribelet gather?
  - c. When and where did the tribelet gather acorns?
  - d. Where were the acorns stored?
  - e. What foods were made from the acorn?
  
- V. **Fishing & Hunting**

- a. Whose job was it to hunt for food?
  - b. What animals did they hunt?
  - c. What tools were used to hunt with?
  - d. How did they prepare for a hunt?
  - e. How did they catch fish?
- VI. Clothing & Appearance**
- a. What did the women wear?
  - b. What did the men wear?
  - c. How did they keep warm in the winter?
  - d. What jewelery did the men and women wear?
- VII. Ceremonies & Beliefs**
- a. Why did the Bay Miwok dance in religious ceremonies? Tell several reasons.
  - b. What was worn during a ceremony?
  - c. Tell why the Shaman was important?
- VIII. Leadership & Trading**
- a. What were the responsibilities of the leader?
  - b. What did they Bay Miwok use as money?
  - c. What items did the Bay Miwok trade?
  - d. What items did they receive?
  - e. Why was trade important?
- IX. Conclusion (MUST DO!)**
- a. What did you find most interesting about the Bay Miwok?
  - b. What do you think was the hardest about their way of life?
  - c. What do you think was the easiest about their way of life?

**Part 2: Triarama or Pop-Up Picture of Bay Miwok Village**

The triarama or pop-up picture should include:

- a. The natural environment (land and water forms)
- b. The important buildings
- c. People